



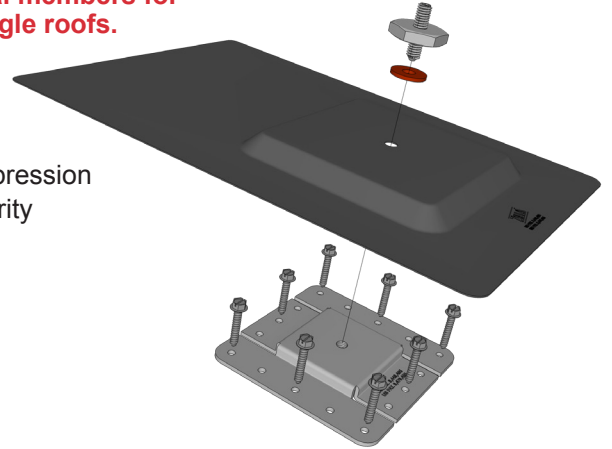
# Zilla® Double Stud XL Flashing

## Overview

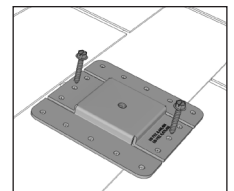
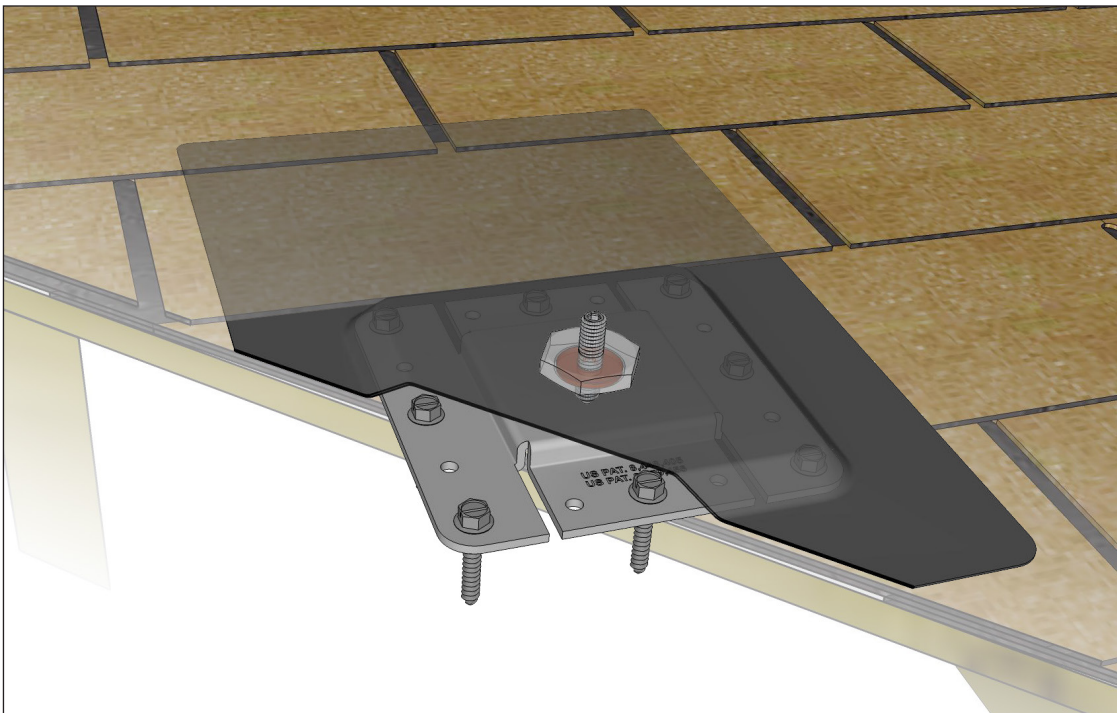
One or more patents apply to this product including without limitation: US Pat. 8,448,405; 8,707,654; 8,689,517; 8,707,655; and/or 8,752,338.  
ZDSFA-AL XL / ZDSFA-AL BLK XL

Zilla® Double Stud XL Flashing attaches to sheathing or structural members for faster, safer and easier installations on composition/asphalt shingle roofs.

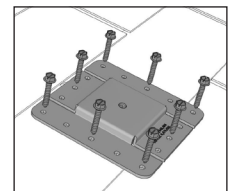
- **Patented base plate design** with multiple attachment points provides speed and flexibility in the field for securing to sheathing or structural members.
- **Low profile patented design** incorporates a metal-to-metal compression zone that creates a complete water tight seal while ensuring integrity of the structure during expansion and contraction.
- **Compatible** with Zilla® flush mount system or any solar mounting system of your choice.



### Zilla® Double Stud XL Flashing Transparent Assembly




Structural attachment



Sheathing attachment



Black



Mill  
(custom<sup>1</sup>)

<sup>1</sup> Flashing available in Mill and custom colors, call for details and availability, minimum orders may apply.

Zilla® So Simple It's Scary<sup>SM</sup>

77 Waneka Pkwy • Lafayette, CO 80026 • 720.880.6700 • fax 303.664.1268 • [zillarac.com](http://zillarac.com)

MADE IN USA MADE WITH RECYCLED MATERIAL © 2016 Zilla Corporation. All rights reserved.